

Evaluation and Use of an Online Data Acquisition and Content Platform for Physiology Practicals and Tutorials

Dane A. King^{a,b}, Isabel A. Arnaiz^b, Clare Gordon-Thomson^b, Nicholas Randal^b and Sharon M. Herkes^b

Corresponding author: sharon.herkes@sydney.edu.au

^aDepartment of Biomedical Sciences, Faculty of Medicine and Health Sciences, Macquarie University, NSW 2109, Australia

^bDiscipline of Physiology, School of Medical Sciences, University of Sydney, Sydney, NSW 2006, Australia

Keywords: physiology practicals, student-centered learning, blended learning, learning analytics, student evaluations

International Journal of Innovation in Science and Mathematics Education, 24(5), 24-34, 2016.

Abstract

The blended learning approach to teaching allows educators to incorporate multiple learning resources whilst making courseware available to students outside the traditional classroom setting. An online platform that interfaces easily with a range of biological and clinical equipment for real-time data acquisition was introduced for laboratory-based practicals and associated tutorials for all intermediate/second year undergraduate physiology courses. The traditional paper-based notes across the intermediate physiology curriculum were converted to custom interactive, online modules delivered using a blended approach to learning. An advantage of incorporating online elements, particularly in the practical/laboratory context, was the opportunity to collect learning analytics to gauge student engagement with practical learning. Online delivery of content also facilitated the delivery of evaluation surveys to gauge student satisfaction with converted courseware. The purpose of this study was twofold: (1) to examine the usage pattern of students during delivery of one module of the online practical courseware, 'Electrophysiology of the Nerve', over the first two years of its implementation; and (2) to gather evidence of the impact of the platform on student engagement and learning outcomes. Data analysis and positive student feedback from surveys demonstrate that the new online system improved student engagement and active participation in practical activities.

Introduction

The incorporation of mobile technology into teaching contexts has become more widespread, and student expectations for electronic delivery of information have increased (Hedberg, 2006). Online learning platforms afford many advantages for improving teaching practice, particularly through the application of blended learning approaches (Paechter, Maier & Macher, 2010). Laboratory-based classes within biological and medical sciences could benefit from online or blended delivery, but the technical issues of facilitating data acquisition, reliance on specialised hardware and complex data analysis, have limited this approach in this context. More recently, interactive online delivery platforms with capabilities for data acquisition have become available (Dantas & Kemm, 2008).

Previously at the University of Sydney, laboratory-based practical and tutorial content for second year undergraduate physiology practicals was paper-based and was presented using a primarily teacher-focused, information-transmission approach. It appeared that students seldom engaged with practical notes prior to class and their level of engagement with this material could not be reliably quantified. Moreover, the text-heavy nature of the notes (with few visual aids) was not

stimulating. As the practical course content is integrated and the equipment used is complex, it was often necessary to deliver a lengthy, teacher-driven introduction at the start of class to facilitate students' understanding of content, equipment setup and use, and information critical for safe and successful conduct of experiments. Technical staff were required before and during the practical session for equipment preparation, including loading of settings, and for troubleshooting difficulties with equipment. Students performed their experiments in large groups (limiting individual hands-on engagement with the equipment). Opportunities for viewing recorded data and performing analyses were largely confined to the practical session, as this relied on specialised software that was not readily available outside of the laboratory classroom. Students were required to either make written observations in their notebooks or take screenshots/photos of the recordings displayed on their computers. Increasing student enrolment numbers compounded this situation.

The opportunity to introduce an interactive, online delivery platform to our second year physiology students coincided with the opening of a new venue, the Charles Perkins Centre (CPC). The CPC teaching precinct can seat large groups of students in its flexible dry spaces, up to 240 students in its wet laboratory, and has a gymnasium suitable for experiments in exercise physiology. Computers are made available to each student for use during practical and tutorial sessions, which are loaded with software specific for online data acquisition and content delivery systems. Additional equipment, including analog-to-digital signal convertors (PowerLabs), transducers and connectors, was purchased together with multiple user licenses for the online program. *LabTutor*® was chosen as this program interfaces easily with a range of equipment used in the biomedical and clinical sciences and enables recording and data acquisition in real-time.

To address the shortcomings of the traditional presentation of practical classes and best utilise the new equipment and technology provided, we undertook a project of designing multiple, interactive blended learning modules across the second year undergraduate physiology curriculum. Over the course of the project, paper-based notes for practicals and tutorials across the curriculum were systematically transitioned to blended learning formats. Evidence for the benefits of a blended approach to teaching and learning has been previously reported for human biology (Lilje & Peat, 2010), and also for physiology (Zimmerman & Eckert, 2010; Felder et al., 2013). In our program, each practical session was modularised with each module consisting of a pre-practical and practical lesson. Additional online components such as a post-practical lesson were also incorporated in some modules. Each module focused on a particular body system.

Pre-practical lessons were designed using a flipped classroom/student-driven learning model, which has been shown to improve student learning (Ng, 2014), including students in physiology (Tune, Sturek, & Basile, 2013). Each pre-practical lesson covers the relevant theory and equipment setup information to prepare students for the practical session. Practical lessons include the methodology for the students to effectively perform experiments and provide each student with an immersive, hands-on learning experience incorporating real-time data acquisition. Follow-up tutorial classes (facilitated by teachers) were attended by students to review completed active learning tasks relating to the practical lesson, and these benefited from students having the opportunity to access, review and analyse/re-analyse their own experimental data and biological recordings in dry classrooms (i.e. outside of the wet laboratory). Optional student review of relevant content was provided in interactive, online post-practical lessons.

Each module was designed to enhance interactivity, incorporate layered levels of content, include colour images, as well as video and audio files, and provide formative feedback. Quizzes

and tutorial questions were embedded in the lessons to test student understanding. Availability of lesson content (including recordings and data sets) was achieved through individual online accounts.

The *LabTutor*® platform selected for this project provides opportunities for collecting analytical usage data and for incorporating evaluative questions into specific lessons. Our aim, therefore, was to determine online student usage and engagement with our newly developed platform, using the module ‘Electrophysiology of the Nerve’ as an example, and to gather student feedback regarding their learning experience over the first two years of the platform’s implementation.

Methods

Product Acquisition

Multiple user licenses for the *LabTutor*® online program, as well as additional PowerLabs and accessory equipment, were purchased from ADInstruments, NSW, Australia. The conversion of paper-based notes to interactive, blended learning modules was undertaken during the first year of the platform’s introduction. Modules were made available to students undertaking their second year of undergraduate coursework in physiology. Content design and authorship was undertaken by a team consisting of teaching academics within the discipline together with a technical platform designer. Training in *LabTutor*® authoring was provided by ADInstruments.

Lesson Development

Online modules for practical-based, physiology courses were rolled-out to student cohorts (approximately 30-270 students per cohort) enrolled in the Faculties of Medicine, Science and Engineering (Bioengineering). In the first two years of operation, 175 lessons were developed and delivered—yielding over 24,000 records of student usage. Key modules covered electrophysiology of the nerve, cardiovascular responses to exercise, electrocardiograms, skeletal muscle mechanics, sensory and motor systems, pulmonary respiration, blood glucose regulation, endocrine systems and diuretics. The online nature of this platform allows analysis of usage data captured for each student, providing insights into student usage patterns including the times and duration of engagement with materials. The results presented in this paper focus on the usage over the first year of the platform’s implementation (Year 1), where modules were developed and released to students using a just-in-time approach, as well as the subsequent year (Year 2) having had an opportunity to refine the modules based on informal student feedback.

Each module was structured to have pre-practical and practical lesson components (with some modules also having optional post-practical lessons), which were custom-designed from existing paper-based notes to be delivered using a blended approach. Existing material was integrated with new colour images, drag-and-drop labelling exercises, formative quizzes, interactive text and embedded multimedia (e.g. sound and video files), which was either produced within the department or gathered from a wide range of sources. Additional supplementary information was hyperlinked to pop-up windows to allow students to engage with content to a degree of detail matching their individual learning needs.

Formative quizzes were widely included at the end of pre-practical lessons to assess student understanding. The practical lesson contained the experimental methods, the recording panels for data acquisition, tables for review and analysis of results and additional exercises relating to conceptual understanding. Students were given the choice of following instructions for setting up equipment using a stepwise written protocol or a video embedded in the practical lesson. Limited

amounts of theory were placed in the practical lesson, while questions to facilitate application of theory to the experiments formed the basis for the tutorial class that followed.

Platform Operation and Lesson Presentation

Students and staff were provided with individual online accounts and access to the lessons and modules related to their physiology course. The students were required to complete their pre-practical lesson, which could be accessed from home, before they could preview the practical lesson. The practical work of recording and collecting data was undertaken in class where students logged on in small groups of up to 4 students, or alone, depending on equipment availability. Students could revisit their work in subsequent classes and from home.

Student Usage Data and Learning Analytics

The administration side of *LabTutor*® allows for the analysis of certain student usage information. This includes the dates of first and last access to lessons and time actively spent in lessons (i.e. time-on-task). This information was compared to the timing of practical classes and related assessments. All data presented in this study was collected with the approval of the Human Research Ethics Committee of the University of Sydney (HREC 2015/071). Owing to the non-identifiable nature of the data presented and negligible risk to participants, a waiver of consent was granted for this study. Student usage patterns were tracked in the online platform and the data analysed for quantitative evaluation of student engagement with courseware. The significance of observed differences in median values was tested using Kruskal-Wallis tests (GraphPad Prism v6), followed by pairwise comparisons using Dunn's multiple comparison tests; $p < 0.05$ was considered significant.

Student Evaluation Surveys

In the second year of implementation of the *LabTutor*® platform, two simple, open-ended questions were routinely incorporated into every lesson, which asked:

- In a few words indicate what you most enjoyed in this lesson
- In a few words indicate what could be improved in this lesson

Student responses to each question were qualitatively analysed by examining the frequency of particular words or phrases; this informed the categories that were subsequently used to classify and count the responses. See Table 2 for the categories of the student's perceptions of the online lessons.

'Electrophysiology of the Nerve': a Representative Module

Due to the large volume of student usage data collected over numerous lessons, a representative module, 'Electrophysiology of the Nerve', was selected for detailed analysis in this study. This module has a typical structure consisting of pre-practical, practical and post-practical lessons, and was offered to three different cohorts of second year/intermediate-level physiology undergraduate students in each year, with these cohorts representing groups of students enrolled in one of three distinct courses/units of study (here designated X, Y and Z). It is noteworthy that cohort Z was comprised of students from an advanced stream. The total number of students in the X and Y cohorts ranged from 194 to 269 students; while the Z cohort had a total of 30 to 41 students. The trends and patterns in the results observed are unlikely to be particular to this module, as the features evaluated in the quantitative and qualitative analyses were not content-specific.

Results

Evaluation of the Usage Patterns for the ‘Electrophysiology of the Nerve’ Module

The median start date for pre-practical lessons preceded the median start date for the practical lessons by 1-2 days for all six cohorts (not shown). The access period, i.e. the number of days between when a student started and last accessed a lesson, is shown for the pre-practical, practical and post-practical lessons for all student cohorts in Table 1. The median access period for the pre-practical and post-practical lessons was consistently 1 day for all student cohorts (with limited variability within each cohort). This result indicates that most students only accessed the pre-practical and post-practical lessons during a single day, and did not re-visit this material at a later date. In contrast, the median access period for the practical material varied between the cohorts studied, with considerable variability in the access period within each cohort.

Table 1. Access period of the Pre-Practical, Practical and Post-Practical lessons (that comprise the ‘Electrophysiology of the Nerve’ module) for the six student cohorts studied over the first two calendar years since system implementation. The number of students who accessed each lesson over a period of more than one day is also expressed as a fraction of the cohort (representing the proportion of students ‘revisiting’ the lesson at a later date). ND denotes that ‘no data’ was collected. Cohort Z was comprised of students from an advanced stream.

Year	Cohort	Pre-Practical			Practical			Post-Practical		
		Median access period (#days)	Inter-quartile range (#days)	Proportion of students revisiting (%)	Median access period (#days)	Inter-quartile range (#days)	Proportion of students revisiting (%)	Median access period (#days)	Inter-quartile range (#days)	Proportion of students revisiting (%)
1	X1	1	0	23 (n=54/236)	8.0	63.00	84 (n=196/233)	1	0	8 (n=2/26)
	Y1	1	1	27 (n=53/194)	8.0	3.00	90 (n=169/188)	1	0	7 (n=2/27)
	Z1	1	0	17 (n=5/30)	6.5	6.75	83 (n=25/30)	1	0	6 (n=1/16)
2	X2	1	1	28 (n=72/259)	8.0	8.50	83 (n=216/259)	ND	ND	ND
	Y2	1	1	28 (n=63/227)	1.0	33.25	48 (n=107/224)	ND	ND	ND
	Z2	1	0	20 (n=8/41)	1.0	0.00	12 (n=5/41)	1	0	17 (n=2/12)
Both years	All cohorts	1	1	26 (n=255/987)	8.0	29.50	74 (n=718/965)	1	0	9 (n=7/81)

When the access period of the practical lesson was considered further for all six cohorts, it became clear that the high degree of variability in this data resulted from different subgroups within each cohort revisiting the practical lesson at different times. Three key sub-groups were common to all six cohorts: (1) those with an access period of 1 day (i.e. students who did not revisit the lesson), (2) those with an access period of 1 week (i.e. students who revisited the lesson concurrent with a follow-up, face-to-face class), and (3) those with a prolonged access period. In all cases of prolonged access, an assessment task or other learning activity (e.g. a report or an exam) coincided with the period in which clusters of students returned to the practical lesson—although the timing of these assessments varied between cohorts and years (Figure 1).

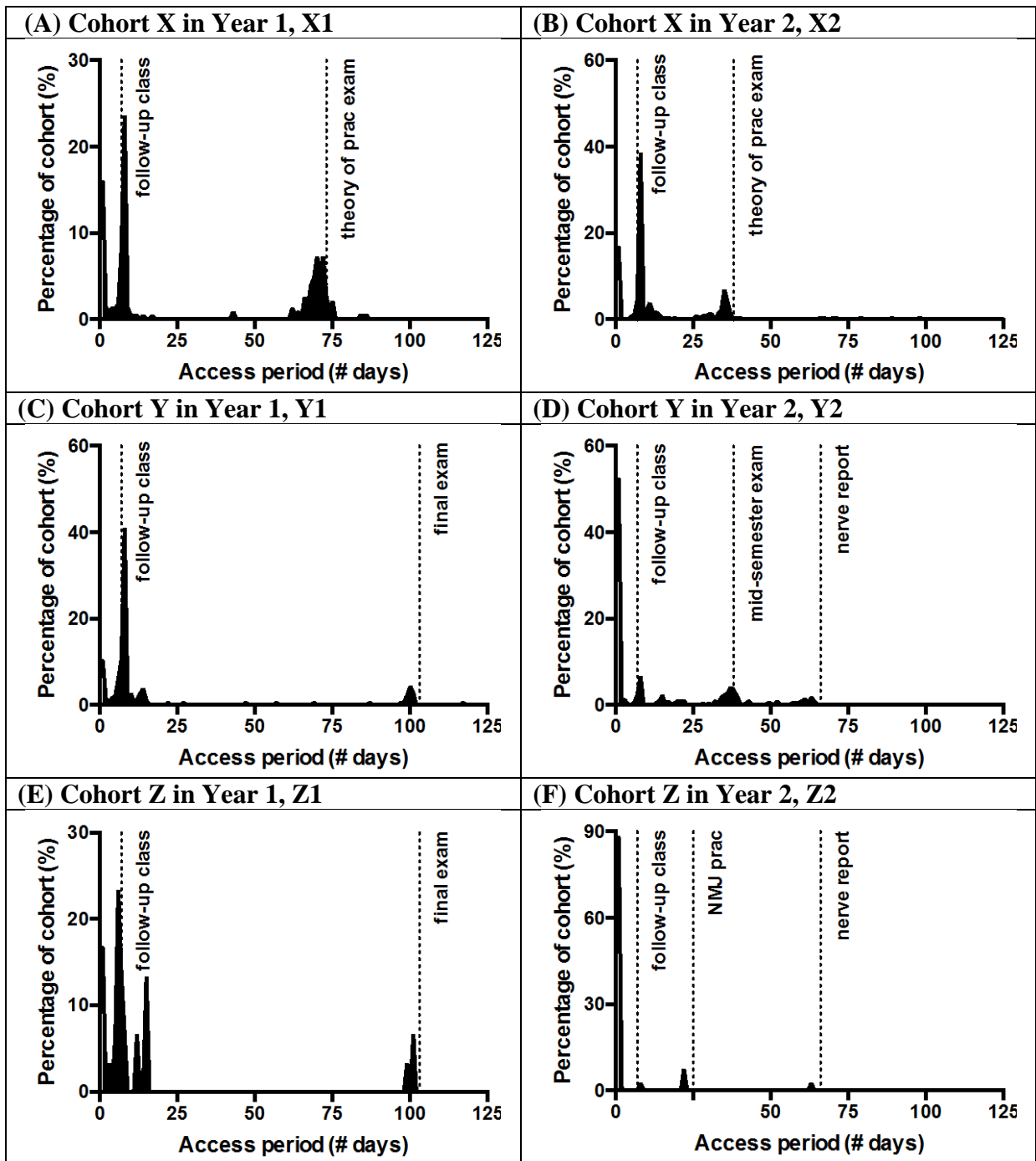


Figure 1: Histograms of access period (measured in days) for the ‘Electrophysiology of the Nerve’ Practical lesson for the six student cohorts studied over the first two calendar years since system implementation. The timing of follow-up face-to-faces classes and key assessments and other learning activities have been marked with dotted lines. Abbreviations: neuromuscular junction practical class (NMJ prac). N.B. the timing of assessments relative to the start of the Practical lesson varied between cohorts and years.

Having considered the dates over which the pre-practical and practical materials were accessed, it was also useful to examine the time-on-task for each of these lessons. Time spent on pre-practical lessons (Figure 2A) and post-practical lessons (not shown), for which there was no scheduled class time, was appreciable—but varied between individual students and cohorts. No

data was available regarding the post-practical lesson for cohorts X and Y in Year 2. Students generally spent greater than the scheduled class duration viewing and interacting with the practical lesson material (Figure 2B), except for the students in the advanced stream (cohort Z). The Z cohort typically had a significantly reduced time-on-task when compared to other cohorts (Figure 2).

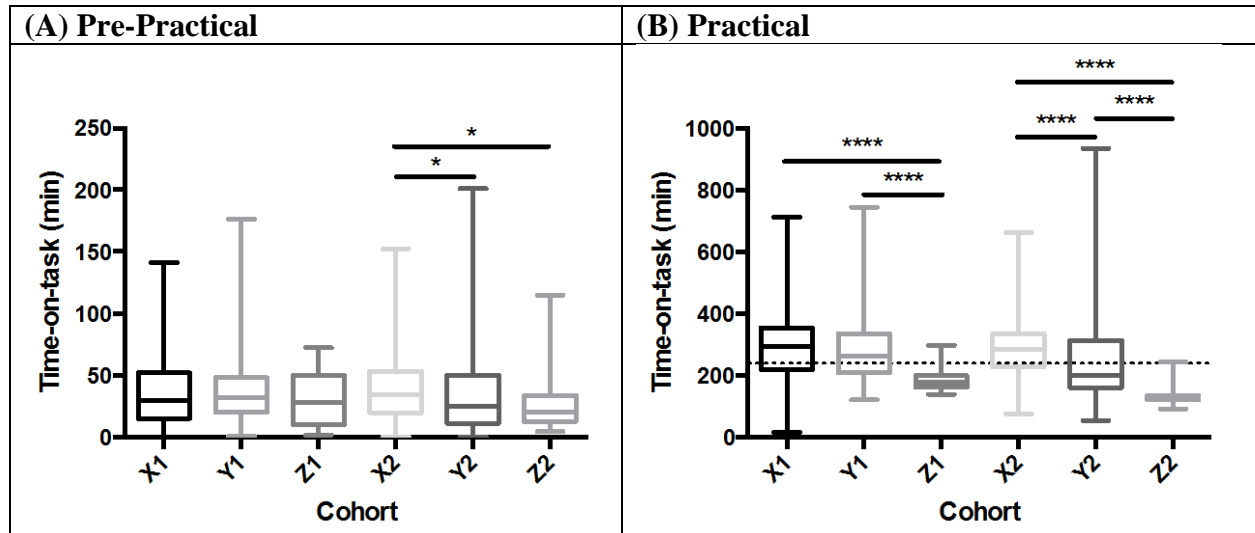


Figure 2: Box and whisker plots of time on task (measured in min) for the ‘Electrophysiology of the Nerve’ Pre-Practical and Practical lessons, panels A and B respectively. The boxes in each figure enclose the interquartile range, the whiskers enclose the full range, and the unbroken line within each box represents the median value. The median time on task varied significantly between the six cohorts for the Pre-Practical [Kruskal-Wallis test (6 groups, 986 values) = 17.64, approx. $p < 0.01$] and Practical [Kruskal-Wallis test (6 groups, 975 values) = 171.9, approx. $p < 0.0001$] lessons. Pairwise differences were tested using Dunn’s multiple comparison tests ($p < 0.05$, *; $p < 0.0001$, **). The dotted line in Panel B indicates the class time allocated to the Practical.**

Student Feedback from Evaluation Surveys

Student engagement with the lessons of the ‘Electrophysiology of the Nerve’ module was evaluated using simple open-ended questions at the completion of each lesson (Figure 3). The student responses to what they most enjoyed in the pre-practical and practical lessons were counted in the following categories: ‘multimedia’, ‘preparedness’, ‘interactive quizzing’, ‘online features’, ‘informing understanding’, ‘intellectual challenge’, ‘hands-on experience’ and ‘staff/peer interaction’ (Figure 3A). Key areas of improvement were identified by students as preferring more or less within the same categories (Figure 3B).

In the pre-practical lesson, the following key categories were most enjoyed by at least 25% of the combined student cohort: ‘informing understanding’, ‘multimedia’ and ‘interactive quizzing’—with students indicating a strong preference for improvements through additional multimedia components. In the practical lesson, more than 50% of the combined cohort most enjoyed the ‘hands-on experience’, while 24% strongly valued the ‘informative content’ (and sought improvement to this aspect of the lesson through the inclusion of additional content to inform their understanding).

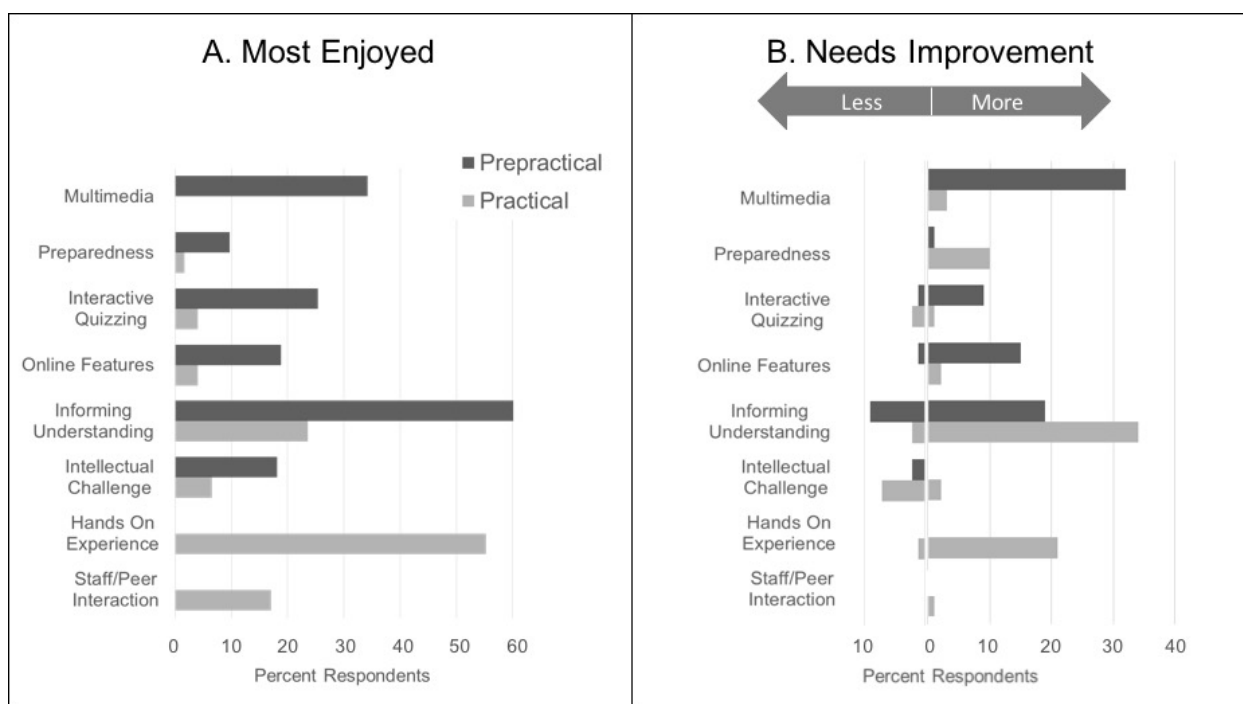


Figure 3. Qualitative analysis of student open-ended responses in the evaluation surveys of ‘Electrophysiology of the Nerve’ Pre-Practical (dark bars) and Practical (light bars) lessons. Student responses to questions: (A) “In a few words indicate what you most enjoyed in this lesson”; and (B) “In a few words indicate what could be improved in this lesson” were sorted into the categories shown on the y-axes. Categories were based on the representative words or phrases used by students and are detailed in Table 2.

Table 2. Representative words or phrases, and the context in which they were used, by students in the evaluation surveys were allocated to categories listed in column one and are shown in Figure 3. Abbreviations: multiple choice question (MCQ); short answer question (SAQ).

Categories of student responses	Representative words or phrases	Context
Multimedia	Visuals, diagrams, figures, videos, audio files	Multimedia as an aid to understanding
Preparedness	Prepared, confident, knowing what was going to happen, visualise	Materials allowed students to feel well prepared for class
Interactive quizzing	Interactive, exercises, MCQs, SAQs, feedback, questions	Interactivity of formative exercises and questions; variety of activities; opportunity to receive feedback
Online features	Accessibility, structure, modules, layout, pop-ups, hyperlinks	Modular structure of lessons; Content layering via pop-ups and hyperlinks and the platform accessibility
Informing understanding	Informative, relevant, clear, understand, amount of information	General informative nature of the materials presented (content & quizzing); relevance, volume and clarity of content
Intellectual challenge	Easy to understand, just right level, easy, hard, difficult	Degree of detail—too easy, just right, too hard; Ability to comprehend content and/or answer questions
Hands-on experience	Practical, hands-on, tissue, nerve, laboratory	Working with biological tissues, scientific equipment and data; being in a laboratory
Staff/peer interaction	Demonstrators, tutors, interacting with staff	Opportunity to interact with tutors and/or peers; shared learning experience

Discussion

Paper-based notes used to support laboratory-based practicals in physiology courses were converted to electronic modules and delivered using a blended approach to teaching and learning via the *LabTutor*® platform. This transition to blended delivery, supported by an appropriate data acquisition system, has allowed us to meet our students' expectations surrounding flexibility and accessibility of course materials. Furthermore, this system has created greater opportunities for our students to engage in student-paced, student-driven learning. The theory supporting similar student-driven learning models is reviewed by Ng (2014). Our students now have more opportunities to study wherever and whenever it is convenient and for as long as they choose.

Quantitative Analysis of Student Usage Data

The usage patterns of an exemplar module, 'Electrophysiology of the Nerve', by second year physiology students over the first two years of the platform's implementation show that our students are revisiting course content, experimental data and results, as well as formative quizzes and exercises to support their learning.

Our data analysis shows that students are accessing pre-practical lessons in preparation for practical classes (as planned) and appreciable proportions of student cohorts are revisiting lessons, particularly practical lessons, over multiple days. The timing of students revisiting practical lessons and its agreement with other assessment tasks and learning activities (refer to Figure 1), indicates that students are not simply taking advantage of the greater accessibility of notes and laboratory records—but value these online materials as a learning resource to prepare for assessment tasks. Surprisingly, the trend was for students to revisit the practical lesson where conceptual and theoretical material was limited (rather than the pre-practical lesson). Our follow-up tutorial classes can now be designed with the knowledge that students can and do access the biological signals and experimental data recorded in practical lessons. This was not possible previously, when paper-based notes were used. The nature of the tutorial class work has since changed, becoming more data-centric and providing a more authentic research experience.

Pre-practical and post-practical lessons have no allocated class time. We note, however, that students spent appreciable amounts of time in self-directed learning using these materials to bookend their blended practical experiences. For instance, the median time-on-task for the pre-practical lesson was 30 min across the six cohorts studied (refer to Figure 2A). For practical lessons, the total time spent interacting with courseware generally exceeded the allocated class time. It was observed that some students were spending many hours engaged with practical lesson material (usually over a period of several days), however this was not the case for advanced cohorts (refer to Figure 2B). Advanced students also had an apparently lower revisit rate, accessing lessons over a more limited date range (refer to Table 1). This may reflect a reduced requirement for consolidation of content among these students. The academic threshold for entry into an advanced unit is substantially higher than the comparable non-advanced cohorts; hence these students will generally possess a more complete understanding of fundamental concepts with demonstrated effective study habits. This prior learning and strong conceptual foundation framework may allow them to engage more efficiently with the practical lesson, particularly when small groups are drawn from this homogeneous high-achieving student population.

Qualitative Analysis of Student Evaluation Data

Student evaluation questionnaires incorporated into the modules supplied valuable information supporting the processes of critical reflection, continuous improvement and evidence-based

teaching. Results from the pre-practical lesson indicated that students most enjoyed the inclusion of informative content, multimedia (such as audio, video and colour images), and interactive features (such as drag-and-drop labeling exercises and formative quizzes). An example of a student response was, “... *the best part of the pre-practical were [sic] the figures provided (they supported the information very well)*”. Multimedia, which is not accessible in conventional paper text-based formats, seems to appeal to most types of learners and allows for the effective conveyance of complex technical and theoretical content.

Students perceived the content delivered in their lessons as valuable to their learning, and felt better prepared for the in-class practical tasks having completed the pre-practical lesson, remarking that,

“I liked how it tested my knowledge. I feel more prepared for the practical and by extension will be able to gain more from the practical as I feel I have a better understanding of what is required ...”. The higher level of understanding and preparedness fostered by the online pre-practical lessons appears to have facilitated more positive student-teacher interactions during practical classes (reflected in student evaluations). Student responses have been encouraging, for example—*“I enjoyed the practicals very much. They were very interactive and helped in the learning process.”*

It is notable that the majority of students acknowledged their enjoyment of the hands-on nature of the practical class, which was supported by the online lesson material. This outcome is consistent with the aim of the blended teaching methodology—where face-to-face and online experiences interface to create a richer learning environment that neither online nor face-to-face delivery could achieve independently of one another.

In the first year of implementation, 8 and 14% of students indicated that no improvements were necessary for the pre-practical and practical lessons, respectively. In the subsequent year, following refinement of lessons, these statistics, which indicate the proportion of satisfied students, increased to 30 and 27%. Refinements included: (1) reducing the content load, and (2) improving the structure of the practical lesson. Unavoidable technical difficulties with some equipment and biological variability in tissue responses appeared to frustrate some students. Students from another tertiary institution using *LabTutor*® perceived that their knowledge in physiology had improved following a transition from a paper-based format (Felder et al., 2013).

In addition, staff enjoyed positive outcomes related to increased student and teacher preparedness and the efficient conduct of classes. Incorporating equipment settings and detailed descriptions of equipment into the practical notes has reduced the technical burden of class preparation. This has created a learning environment where a high degree of equipment setup may now be carried out by students rather than by technical staff. Training of teaching staff has become simplified as staff can also use online content similarly to students.

Limitations and Future Directions

Some limitations were encountered during this project, such as the enormous amount of intellectual effort and time required for the conversion of the paper-based notes. This required a dedicated team of individuals with multiple skills in: instructional design, teaching pedagogy, content development, *LabChart*® and equipment testing, and web and software authoring. However, the final positive outcomes of this project in terms of student engagement and satisfaction far outweigh these limitations.

This new teaching approach has had a significant impact within and beyond our discipline. All modules that were developed during the project were designed to have a seamless and consistent

format and have proven to be easily transferable when creating additional modules appropriate for physiology courses across a range of faculties. Within our discipline, this new teaching approach has been mostly adopted or easily adapted to suit the teaching requirements of multiple courses, easing the burden of developing additional lessons.

Conclusions

Analysis of student usage patterns recorded by the *LabTutor*® laboratory learning management system highlighted features that can be compared and contrasted between student cohorts. Analysis of student usage of the 'Electrophysiology of the Nerve' module by cohorts of second year physiology students over the first two years since the platform's implementation demonstrated that this new online system improved student engagement and active participation during practical classes, with a significant proportion of students revisiting online lessons beyond designated class times (with the exception of students from advanced cohorts). A high degree of self-directed learning was evidenced by the substantial time-on-task recorded in excess of allocated class time, in addition to time spent on pre-practical and post-practical lessons. Future studies may explore the relationship between usage data and student learning outcomes in greater detail.

Students also responded favourably to the conversion of paper-based notes to a modularised, electronic format. Students provided positive feedback in evaluation surveys on the online features of the module studied, such as its interactivity, multimedia components, and the advantage of using the content to inform their understanding and better prepare for the practical class. The use of this learning platform facilitated a rich hands-on practical experience that was rated positively by students. We anticipate similar findings when analysing the quantitative and qualitative data collected for other modules that we have translated from paper-based to electronic format for blended delivery.

Acknowledgements

The authors thank Miriam Frommer who was involved in the production of the original paper-based notes, Michael Morris and Meloni Muir who contributed to course development, Hala Bishay and Adel Mitry for technical assistance with equipment, and Haydn Allbutt for the videos of equipment setup procedures. We are grateful for the technical and development support provided by ADInstruments, and to Margot Day for contract negotiation.

References

- Dantas A.M., & Kemm, R.E. (2008). A blended approach to active learning in a physiology laboratory-based subject by an e-learning component. *Advances in Physiology Education*, 32, 65-75.
- Hedberg, J.G. (2006). E-learning futures? Speculations for a time yet to come. *Studies in Continuing Education*, 28(2), 171-183.
- Felder, E., Fauler, M. & Geiler, S. (2013). Introducing learning/teaching in a physiology course for medical students: acceptance by students and subjective effect on learning. *Advances in Physiology Education*, 37, 337-342.
- King, D., Arnaiz, I., Gordon-Thomson, C., Herkes, S., & Randal, N. (2015). Evaluation and use of an online data acquisition and content platform for delivery of physiology practicals and tutorials [Abstract]. *Proceedings of the Australian Conference on Science and Mathematics Education*, (pp. 40-41). Perth, Australia: Curtin University.
- Lilje, O., & Peat, M. (2010). Teaching human biology to large first year classes: an eLearning journey for students and staff. *International Journal of Innovation in Science and Mathematics Education*, 18(2), 21-31.
- Ng, W. (2014). Flipping the science classroom: exploring merits, issues and pedagogy. *Teaching Science*: 60(3), 16-27.
- Paechter, M., Maier, B., & Macher, D. (2010). Students' expectations of, and experiences in learning: Their relation to learning achievements and course satisfaction. *Computers and Education*, 54, 222-229.

- Tune, J.D., Sturek, M., & Basile, D.P. (2013). Flipped classroom model improves graduate student performance in cardiovascular, respiratory and renal physiology. *Advances in Physiology Education*, 37(4), 316-320.
- Zimmerman, M., & Eckert, G.P. (2010). Enhanced student experience: an analysis of subjective evaluation and objective learning success after the transformation of a pharmaceutical physiology course. *Advances in Physiology Education*, 34, 1-10.