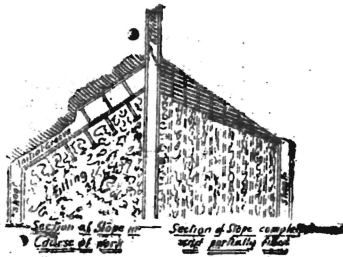
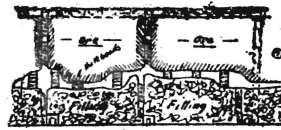
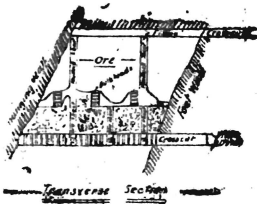


PLATE I

(Continued)



— Sloping in Fluvio-Pool basins —
 — Adopted in Hard Ground —



— Transverse Section —

— Longitudinal Section —

