


## A new monocaulous species of *Viotia* (Proteaceae) from New Caledonia and a rare case of co-accumulation of nickel and manganese

Yohan Pillon<sup>1</sup> , David Bruy<sup>2,3</sup> , Benoît Henry<sup>4</sup> & Karine Gotty<sup>5</sup> 

<sup>1</sup>DIADÉ, Université de Montpellier, IRD, CIRAD, Montpellier, France.

<sup>2</sup>AMAP, Université de Montpellier, IRD, CIRAD, CNRS, INRAE, Montpellier, France

<sup>3</sup>AMAP, IRD, Herbar de Nouvelle-Calédonie, Nouméa, New Caledonia

<sup>4</sup>Endemia, Red List Authority New Caledonia (RLA-NC), BP 4682, 98847 Nouméa, New Caledonia

<sup>5</sup>Laboratoire des Symbioses Tropicales et Méditerranéennes (LSTM), IRD, INRAE, CIRAD, Institut Agro, Université de Montpellier, Montpellier, France

### Abstract

Recent fieldwork has revealed a new species of *Viotia*, a genus of Proteaceae endemic to New Caledonia. This understory monocaulous shrub or tree was found in two nearby rainforests on ultramafic substrate in the Poro region. We report high concentrations of manganese (10,900 mg.g<sup>-1</sup>) and nickel (2,900 mg.g<sup>-1</sup>) in dry leaves of this species. This is one of the few cases of simultaneous hyperaccumulation of these metals in angiosperms. This rare micro-endemic species is given a conservation status of critically endangered due to the impact of nickel mining, fire and fragmentation on its habitat.

### Introduction

The last complete taxonomic revision of the New Caledonian Proteaceae was carried out by Robert Viot as the second volume of the series “Flore de la Nouvelle-Calédonie et dépendances” (Viot 1968). His treatment included the genus *Macadamia* F.Muell. with six endemic species and the introduced *Macadamia ternifolia* F.Muell. from Australia. At the end of their authoritative work on Proteaceae, Johnson and Briggs (1975) published the genus name *Viotia* L.A.S. Johnson & B.G. Briggs with a five-line diagnosis and the combination for the type species, *Viotia leptophylla* (Guillaumin) L.A.S.Johnson & B.G.Briggs [= *Kermadecia leptophylla* Guillaumin, *Macadamia leptophylla* (Guillaumin) Viot]. They indicated that the genus included six species endemic to New Caledonia and possibly another one in north-eastern Queensland “assigned to *Viotia* in the absence of fruits”. At the beginning of their final section on “New genera and specific combinations” where the name *Viotia* first appeared, they stated that “specific combinations are made here for type species only. Fuller details of the many characters relevant to relationships and taxonomy, as well as combinations for other species, will be provided elsewhere.” Weston & Mast (in Mast *et al.* 2008) published much later combinations in *Viotia* for the five other species native to New Caledonia that Viot treated as *Macadamia*. The genus is considered as endemic to New Caledonia and forms a clade with *Athertonia* L.A.S.Johnson & B.G.Briggs (one species in Queensland) and *Heliciopsis* Sleumer (14 species in Southeast Asia) (Mast *et al.* 2008). Hopkins and Pillon (2020) described a seventh species, *Viotia azurea* H.C.Hopkins & Pillon, and clarified the boundaries between *Viotia francii* (Guillaumin) P.H.Weston & A.R.Mast and *Viotia leptophylla*. Field observations and collections made in 2022 (Munzinger and Bruy 2023) and later in the Poro area revealed a plant that did not fit into any existing taxon and is described here as new.

Pillon Y, Bruy D, Henry B, Gotty K (2025) A new monocaulous species of *Viotia* (Proteaceae) from New Caledonia and a rare case of co-accumulation of nickel and manganese. *Telopea* 29: 149–154. doi:10.7751/telopea20718

Received: 8 February 2025

Accepted: 14 April 2025

Published: 3 June 2025

© 2025 The Author(s) or their employer(s). Published by Botanic Gardens of Sydney.

This is an open access article distributed under the Creative Commons Attribution-NonCommercial 4.0 International License (CC BY-NC) OPEN ACCESS



***Viotia poroensis*** Pillon, Bruy & B.Henry, *sp. nov.* (Figs 1, 2)


LSID: <http://www.ipni.org/urn:lsid:ipni.org:names:77359143-1>

**Type:** NEW CALEDONIA: Houailou, Poro, 21°19'01.7"S, 165°45'13.3"E, 310 m, 7 March 2024, Pillon, Bruy & Traclet 1548 (fl.) (holo [prepared as three mounted sheets and one spirit collection]: NOU112668! [leaf apex], NOU112670! [leaf base & inflorescence], NOU112671! [mid-portion of a leaf], NOU011339 [flowers in spirit], iso: P!).

**Diagnosis:** This species is most similar to *Viotia angustifolia* (Viro) P.H.Weston & A.R.Mast and *Viotia azurea* H.C.Hopkins & Pillon as they have a similar unbranched architecture (Corner's model), large unlobed lanceolate leaves with short petiole, and

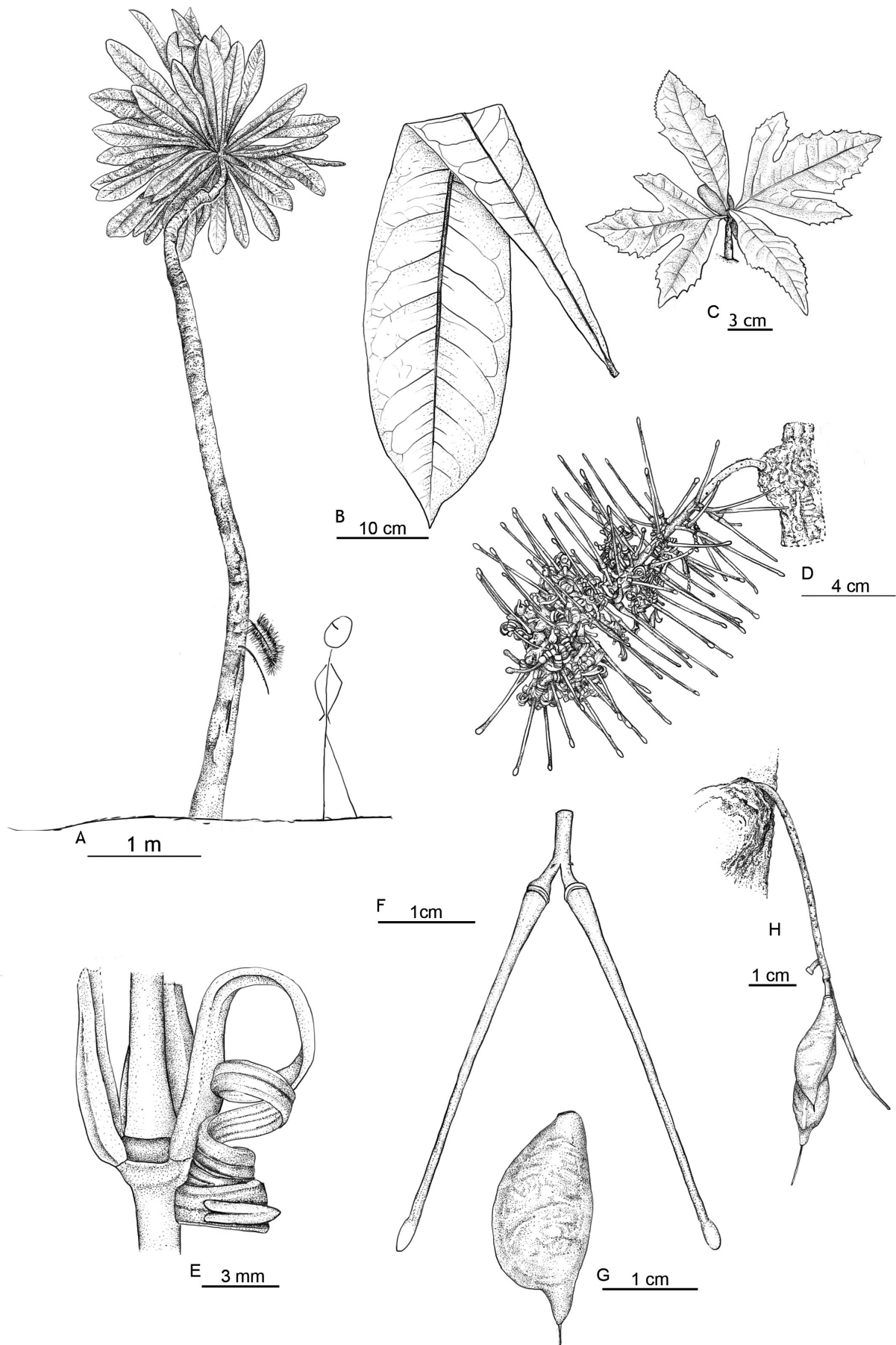
beaked fruits. It differs from *V. angustifolia* in its leaves that are larger (64–95 vs 19–53 cm) and wider (11–24 vs 3–8 cm), and from *V. azurea* in the color of the flowers (pink vs. bluish), the leaf margin which is not wavy, and the shorter petiole (0–0.9 vs 1.5–3 cm).

**Description:** Slender, single-stemmed *shrub* or small *tree* up to 8 m high, following Corner's model of architecture, often with one or two reiterations, up to 30 cm in circumference at breast height. Bark rugose. Leaves clustered around the top of the shoot, simple, sessile or almost so, petiole 0–0.9 × 0.7–1.2 cm, blades oblanceolate, 64–95 × 11–24 cm; base narrowly cuneate or sometimes decurrent, symmetrical; apex broadly obtuse to triangular, often forming a large acumen; margins entire, slightly



**Figure 1.** *Viotia poroensis* Pillon, Bruy & B.Henry. A: Apical crown of leaves; B: unbranched trunk with an inflorescence (buds); C: inflorescence at anthesis; D: fruits fallen on the ground. A–B, D: pictures by Benoît Henry, C: picture of the holotype (Pillon et al. 1548) by Yohan Pillon.





**Figure 2.** *Viotia poroensis* Pillon, Bruy & B.Henry. A: Plant habit; B: leaf; C: seedling; D: inflorescence (conflorescence), most flowers post-anthesis; E: base of a flower at anthesis with one tepal removed; F: pair of flower buds; G: Fruit in lateral view; H: axis with two fruits. [B, D–E: Pillon et al. 1548, A, C, F–H: from pictures by Benoît Henry. Drawing: Laurence Ramon.

wavy and sinuate; both surfaces completely glabrous; midrib on upper surface flat or slightly indented to slightly raised towards the base, minutely ridged; prominent, rounded and longitudinally ridged beneath; secondary and higher order veins minutely prominent on both surfaces in dry material; towards the base of the blade; secondary veins almost at right angles (c. 80°) to the midrib, parallel to each other and connected by an intramarginal vein near the margins; in the middle and distal part of the leaf; secondary veins gradually at a narrower angle to the midrib (40–50° near the apex), either parallel or curved, branching and anastomosing further from the margins. *Seedlings* [from photographs]: cotyledons green above red below, first two leaves following cotyledons c. 10 cm long, opposite, trilobed, margin serrate on all three lobes; subsequent leaves simple, spirally arranged and serrate only on distal half. *Inflorescences*: axes inserted by 1–2 on the trunk, well below the leaves, ± horizontal; each a raceme of flower-pairs of total length 13–23 cm, including a common peduncle 2.5–4 cm long and bearing a few caducous bracts each 0.5–3.5 mm long; flowering part cylindrical, 8–9.5 cm diam., its central axis slender, 2–3 mm diam., slightly ridged longitudinally, quite densely hairy when young, later sparsely to moderately hairy (at 40×), the hairs short, reddish-brown, adpressed. *Flowers*: in pairs, the axis of each pair arising from the axil of a small, caducous, finely hairy bract c. 0.5 mm long. Common peduncle of each flower-pair 2–7 mm long, bearing 2 pedicels each (0.5) 2–4.5 mm long, common peduncle and pedicels together 6–11 mm long, slender, sparsely hairy, slightly ridged longitudinally; bracts inserted close to the base of the pedicels (or sometimes below, on the common peduncle), triangular, c. 0.5 × 0.2 mm, hairy; hairs on peduncle, pedicels and bracts 0.1 mm, reddish-brown, adpressed. Bud just prior to anthesis a straight slender tube 28–38 mm long, very narrow for most of its length, expanded into an ovoid tip, also slightly expanded at the base, pink; outer surface sparsely to moderately hairy (hairs minute, reddish, adpressed). Tepals post-anthesis split to or almost at base, tips of lobes only slightly broadened, curling helically, pink, their inner surface glabrous. Stamens: free part of the filament c. 0.5 mm long, barely distinct, each one inserted towards the base of the enlarged tip of a tepal; anthers 3 × 0.5–0.7 mm. Hypogynous disc a thin regular glabrous ring, height c. 0.8 mm. Gynoecium: ovary and style continuous and not readily distinguishable, cylindrical-conical, long and slender, 30–38 mm, 1–1.5 mm diameter at the base 0.6 mm at its narrowest subapical point, glabrous, pink, the distal 2.5–3 mm forming a slightly swollen pollen presenter, this glabrous and shiny black with longitudinal ridges. *Fruits* few (1–3) per infructescence, each borne on a thickened pedicel/peduncle 8–11 mm long, cylindrical, somewhat laterally compressed, crescent shaped or ventral part ± elliptic in outline, with a marked beak at the end of the dorsal margin, up to 3.2 cm long (including the 3 mm long beak) × up to 1.1 cm deep (between the midpoints of the ventral and dorsal margins), possibly up to 4 × 2 × 2 cm when ripe (based on photographs without scale); epicarp bright or dark shiny green to brown when ripe, glabrous; seeds 1 per fruit, ellipsoid in section.

**Etymology:** This species is named after the village and plateau of Poro, to which it appears to be restricted.

**Distribution and habitat:** This tall and slender shrub or tree is an understory plant in humid forest on ultramafic substrates. It has been found in two nearby forests in the Poro area between 50 and 310 m elevation (Figure 3).

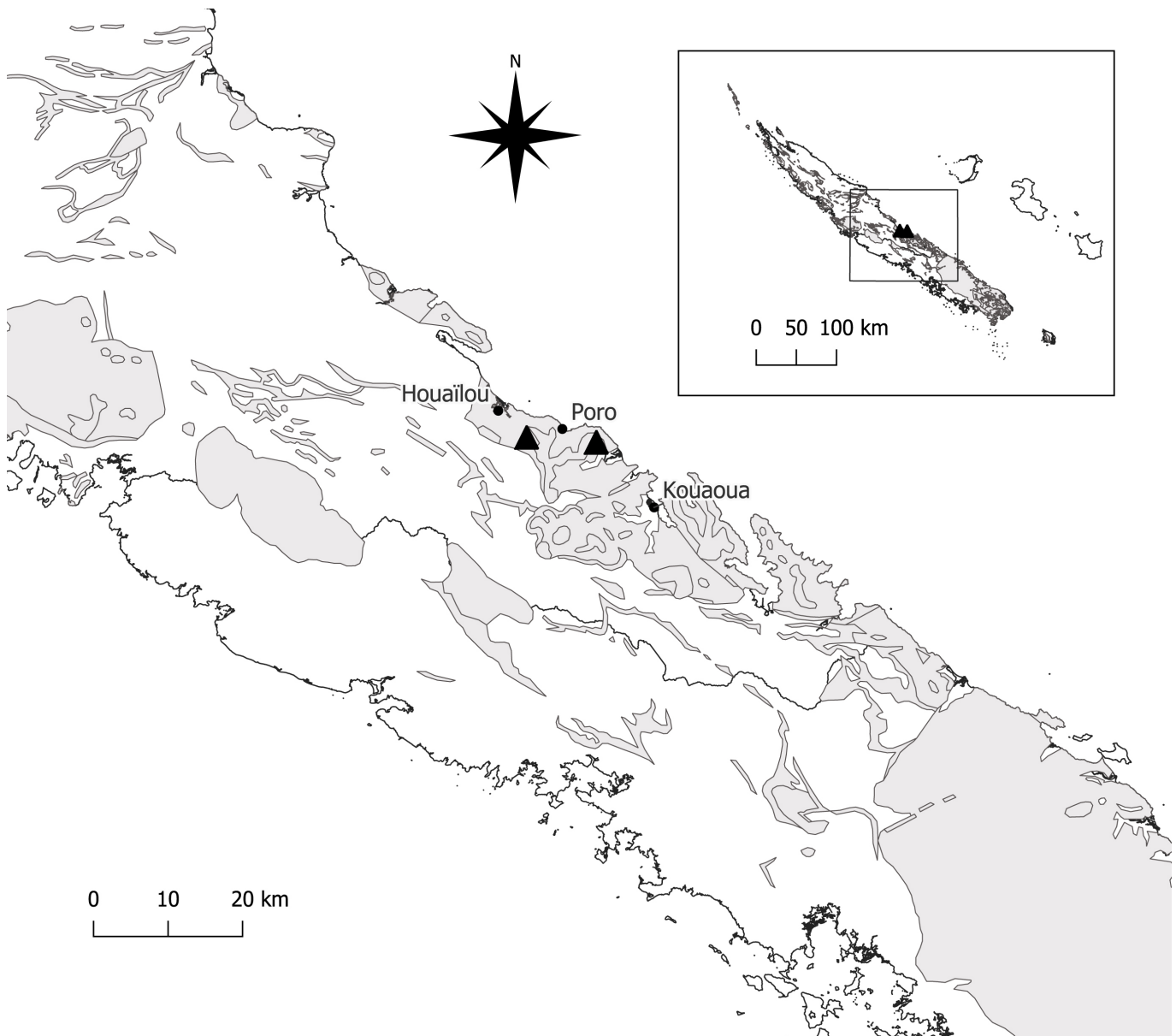
**Conservation status:** This species was assessed on October 17<sup>th</sup> 2024 by the Red List Authority Flora of New Caledonia (Meyer *et al.* 2022) and was given a conservation status of Critically Endangered according to the IUCN criteria.

**Other specimens examined:** NEW CALEDONIA: Northern Province: Houailou, Poro, 21°19'01.7"S, 165°45'13.3"E, 310 m, 7 March 2024, Pillon, Bruy & Traclet 1549 (fr.) (K!, NOU112673!, P!); *ibid.*, 21°19'0.696"S, 165°45'14.364"E, 300 m, 17 April 2022, Bruy & Munzinger 2276 (fl.) (NOU111992!).

**Note on architecture:** This species is an addition to the list of c. 182 monocaulous plant species native to New Caledonia (Bruy 2018).

**Notes on metal accumulation:** A leaf fragment from the holotype was washed in water, dried and then finely ground using a mortar, pestle, and liquid nitrogen. 30 mg of leaf powder was digested with 1.5 mL of 65% HNO<sub>3</sub> and 500 µL of 30% H<sub>2</sub>O<sub>2</sub> in a Savillex PFA vial. The mixture was homogenised and left without cap at room temperature for 12 h to remove gas. The cap was then tightened and the sample was heated on a hot plate at 85°C for 48 h. The cap was unscrewed and the vial was heated at 84°C and evaporated until dry. After cooling, the residue was suspended in 3 mL H<sub>2</sub>NO<sub>3</sub> (10%, w/w) and sonicated for 20 min using a Branson 2510 ultrasonic cleaner. The sample was then heated on a hot plate at 100°C for 10 min. After cooling, the sample was diluted 10 times with deionised water. A laboratory blank and a certified reference material for bush branches and leaves (NCS DC73349 from the National Analysis Center for Iron & Steel) were also prepared. The samples were then analysed using an inductively coupled plasma mass spectrometer (ICP-MS) at the OSU-OREME, University of Montpellier, France.

We obtained concentrations per dry mass in the leaf of 10900 mg.g<sup>-1</sup> for Mn, 2896 mg.g<sup>-1</sup> for Ni, and 141 mg.g<sup>-1</sup> for Co. Therefore, according to the accepted thresholds of van der Ent *et al.* (2013), *Viotia poroensis* qualifies as a hyperaccumulator of both Mn and Ni. Manganese hyperaccumulation is already well known in New Caledonian Proteaceae (Jaffré 1979), including the morphologically similar *V. angustifolia*, as well as *V. neurophylla* (Guillaumin) P.H.Weston & A.R.Mast, which holds the world record for Mn content (5.5%, Reeves *et al.* 2018). There are few cases of plants hyperaccumulating multiple elements, and dual hyperaccumulation of Mn and Ni has only been reported in species from New Caledonia (Reeves *et al.* 2018). These include *Denhamia fournieri* (Pancher & Sebert) M.P.Simmons (Celastraceae) (Jaffré *et al.* 2013), *Dendrophyllanthus fractiflexus* (M.Schmid) R.W.Bouman (Phyllanthaceae), *Kermadecia pronyensis* (Guillaumin) Guillaumin (Proteaceae), and *Hybanthus austrocaledonicus* (Vieill.) Melch. (Violaceae) (Gei *et al.* 2020).



**Figure 3.** Distribution of *Virotia poroensis* Pillon, Bruy & B.Henry. Areas in grey indicate ultramafic substrates. The easternmost location is based on unvouchered field observations and photographs.

### Acknowledgements

We thank Sébastien Traclet for assistance in the field, Yveric Boere for allowing access to one of the locations where *V. poroensis* occurs, the herbaria NOU (Bruy *et al.* 2021) and P (Le Bras *et al.* 2017) for providing access to their collections, and Laurence Ramon for the line drawing. This work was supported by the Foundation Franklinia to P, facilitated by Odile Poncy.

### References

- Bruy D (2018) Diversité, écologie et évolution des plantes monocaules de Nouvelle-Calédonie. PhD Thesis, Université de Montpellier, Montpellier.
- Bruy D, Barrabé L, Birnbaum P, Dagostini G, Donnat M, Fambart-Tinel J, Girardi J, Hequet V, Isnard S, Jaffré T, Munzinger J, Nigote W, Pillon Y, Rigault F, Vandrot H, Veillon J-M, Zaiss R (2021) L'Herbier de Nouvelle-Calédonie. [DOI](#)
- van der Ent A, Baker AJM, Reeves RD, Pollard AJ, Schat H (2013) Hyperaccumulators of metal and metalloid trace elements: facts and fiction. *Plant and Soil* **362**(1–2), 319–334. [DOI](#)
- Gei V, Isnard S, Erskine PD, Echevarria G, Fogliani B, Jaffré T, van der Ent A (2020) A systematic assessment of the occurrence of trace element hyperaccumulation in the flora of New Caledonia. *Botanical Journal of the Linnean Society* **194**(1), 1–22. [DOI](#)
- Hopkins HCF, Pillon Y (2020) *Virotia azurea* (Proteaceae: Macadamieae), a striking new species endemic to New Caledonia and notes on *V. francii* and *V. leptophylla*. *Candollea* **75**(1), 89–98. [DOI](#)
- Jaffré T (1979) Accumulation du manganèse par les Protéacées de Nouvelle-Calédonie. *Compte Rendus de l'Académie des Sciences de Paris* **289**, 425–428.

- Jaffré T, Pillon Y, Thomine S, Merlot S (2013) The metal hyperaccumulators from New Caledonia can broaden our understanding of nickel accumulation in plants. *Frontiers in Plant Science* **4**, 279. [DOI](#)
- Johnson LAS, Briggs BG (1975) On the Proteaceae — the evolution and classification of a southern family. *Botanical Journal of the Linnean Society* **70**, 83–182. [DOI](#)
- Le Bras G, Pignal M, Jeanson ML, Muller S, Aupic C, Carré B, Flament G, Gaudeul M, Gonçalves C, Invernón VR, Jabbour F, Lerat E, Lowry PP, Offroy B, Pimparé EP, Poncy O, Rouhan G, Haevermans T (2017) The French Muséum national d'histoire naturelle vascular plant herbarium collection dataset. *Scientific Data* **4**, 170016. [DOI](#)
- Mast AR, Willis CL, Jones EH, Downs KM, Weston PH (2008) A smaller *Macadamia* from a more vagile tribe: inference of phylogenetic relationships, divergence times, and diaspora evolution in *Macadamia* and relatives (tribe Macadamieae; Proteaceae). *American Journal of Botany* **95**(7), 843–870. [DOI](#)
- Meyer S, Birnbaum P, Bruy D, Cazé H, Garnier D, Gâteblé G, Lannuzel G, McCoy S, Tanguy V, Veillon J-M (2022) The New Caledonia Plants RLA: Bringing botanists together for the conservation of the archipelago's crown jewel. In DellaSala DA, Goldstein MI (eds) 'Imperiled: the Encyclopedia of Conservation'. pp. 859–874. (Elsevier: Amsterdam) [DOI](#)
- Munzinger J, Bruy D (2023) Compte rendu de mission en Nouvelle-Calédonie, 7–30 avril 2022. *Carnets botaniques* **150**, 1–25. [DOI](#)
- Reeves RD, Baker AJM, Jaffré T, Erskine PD, Echevarria G, van der Ent A (2018) A global database for plants that hyperaccumulate metal and metalloid trace elements. *New Phytologist* **218**(2), 407–411. [DOI](#)
- Virost R (1968) Protéacées. In 'Flore de la Nouvelle-Calédonie et Dépendances'. (Ed A Aubréville) Volume 2, pp. 1–254. (Muséum national d'histoire naturelle: Paris)